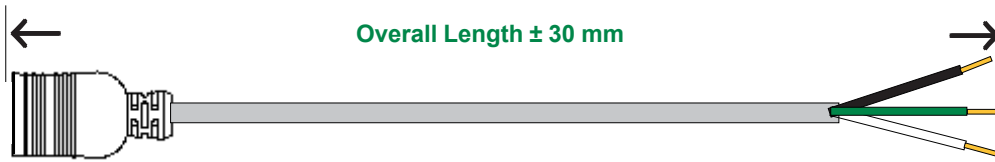
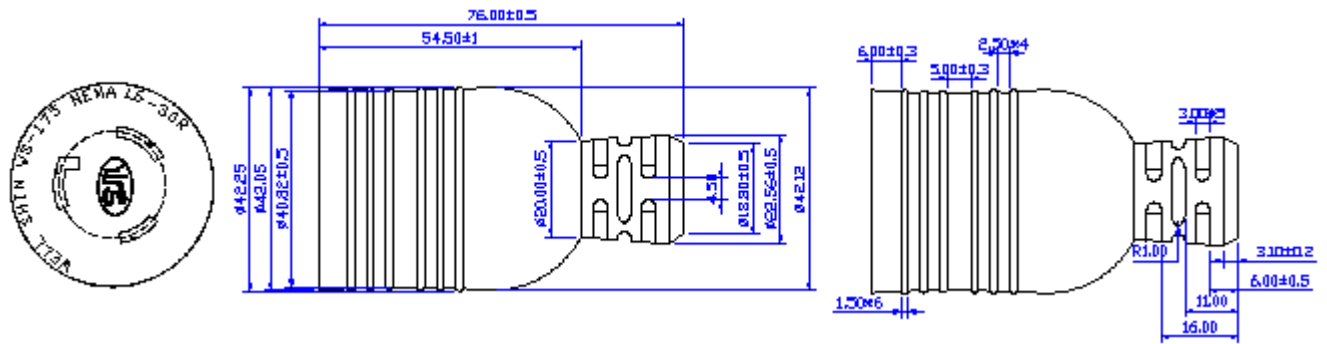


# Specification Control Drawing



**Cable Type:**      **Conductor Size:** AWG      **Overall Length:** mm      **Color:**



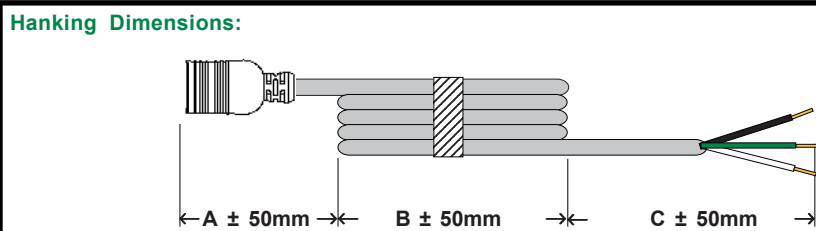
**Plug Type:** North American Twist Lock Connector Nema L6 - 30 R      **Part Number:** WS - 175

**Hot / Black**      **Neutral / White**      **Ground / Green**

**Length Strip Terminal Terminal Part No.**      **Length Strip Terminal Terminal Part No.**      **Length Strip Terminal Terminal Part No.**

**2nd. End Termination**      **Remove Outer Jacket:** mm ± 6 mm

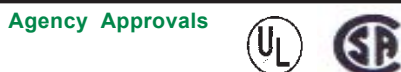
**Specifications:**  
**Plug:**  
 Plug Style: North American  
 Pin Material: Nickel Plated Brass  
 Plug Body: PVC  
 Manufacturer's: Nema L6 -30 R  
 Specification: UL 817 - CSA 22.2  
 Amperage: 30 Amp  
 Voltage: 250 Volt



**A:** mm      **B:** mm      **C:** mm

Note	Rev.	Change:	Date:

All Dimensions are in mm



**Customer**      **Part No.**

**Drawn By:**      **North American Line Cord 30Amp. 3 Conductor Connector Nema 6 - 30R Twist Lock**      **Page 1 of 1**  
**Date:**      **Drawing No. 000000000000**      **Rev.: 0**

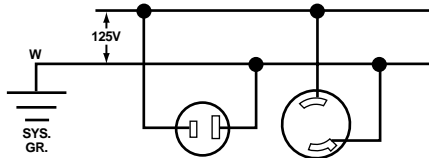


## TECHNICAL REFERENCE

### WIRING DIAGRAMS FOR NEMA CONFIGURATIONS

Configurations shown are for female devices.

125V  
2P, 2W

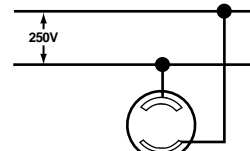


NEMA  
ANSI

1-15R  
C73.10

L1-15R  
C73.31

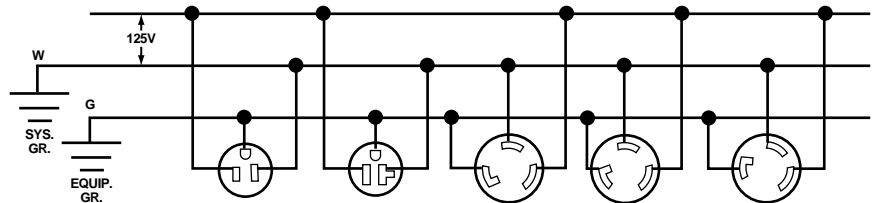
250V  
2P, 2W



NEMA  
ANSI

L2-20R  
C73.32

125  
2P, 3W  
GROUNDING



NEMA  
ANSI

5-15R  
C73.11

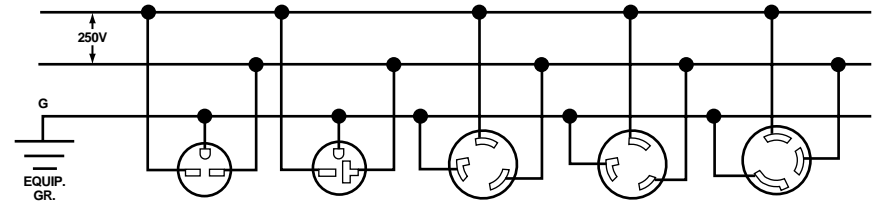
5-20R  
C73.12

L5-15R  
C73.42

L5-20R  
C73.72

L5-30R  
C73.33

250V  
2P, 3W  
GROUNDING



NEMA  
ANSI

6-15R  
C73.20

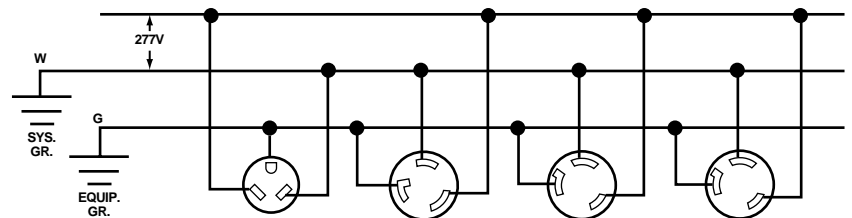
6-20R  
C73.51

L6-20R  
C73.75

L6-30R  
C73.76

Non-NEMA<sup>1</sup>  
20A

277VAC  
2P, 3W  
GROUNDING



NEMA  
ANSI

7-15R  
C73.28

L7-15R  
C73.43

L7-20R  
C73.77

L7-30R  
C73.78

<sup>1</sup>Previously rated 20A/250V or 10A/600V.

<sup>2</sup>Previously rated 30A/250V.

Note: The above diagrams are intended to show wiring device terminal identification only.